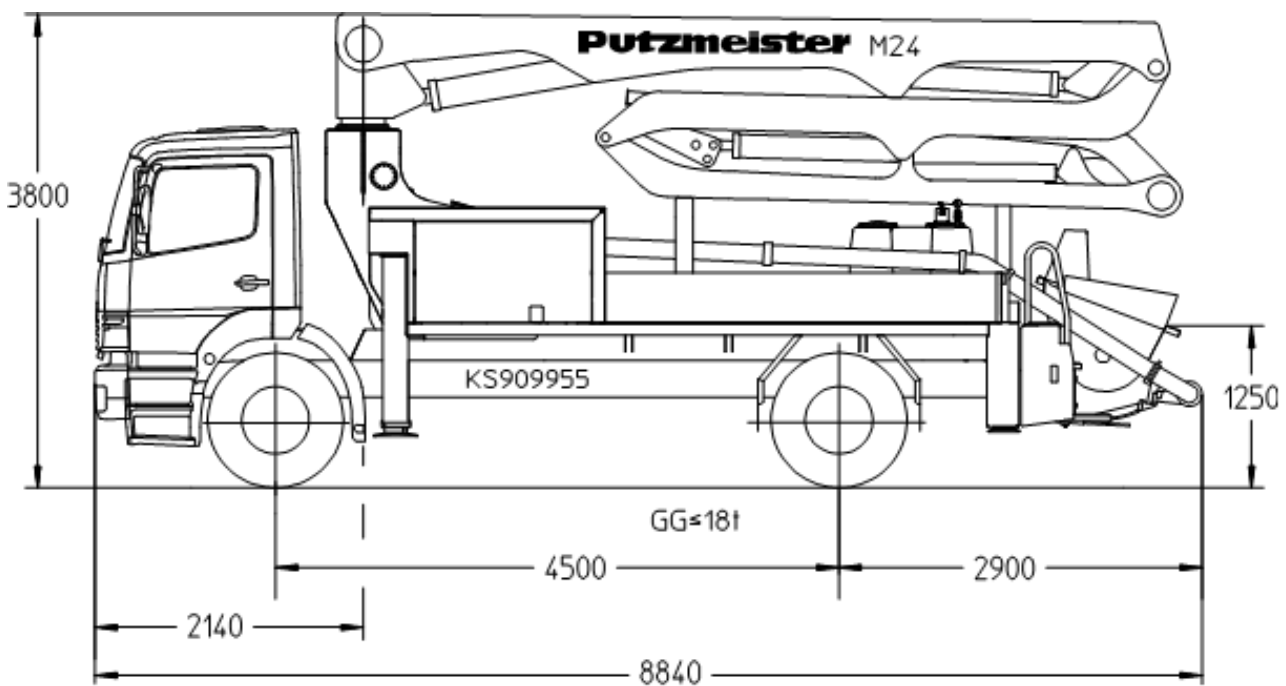
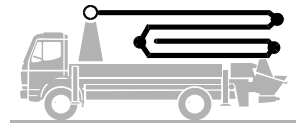


**Putzmeister**

# Truck-mounted concrete pump BSF 24-4.09 H

Output up to 160 m<sup>3</sup>/h  
Delivery pressure up to 130 bar\*

.11 H  
.11 H LS  
.16 H



Note: Standard version for .09 H and .11 H (LS). Dimensions and weights depend on truck, pump model and equipment.  
Dimensions in mm, MB-Axor 1828 as example.  
\* For .14 H and .16 H a 3-axle truck is required, gross weight > 18 t.  
For illustration only.

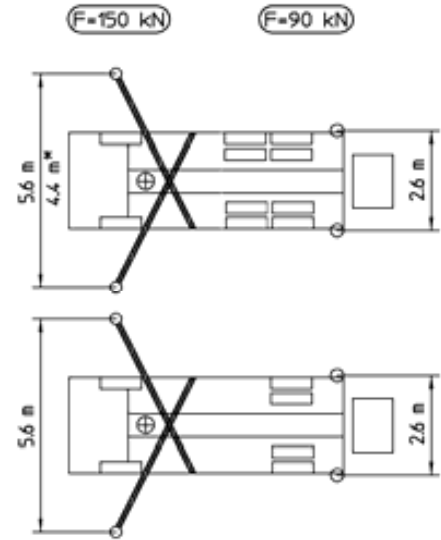
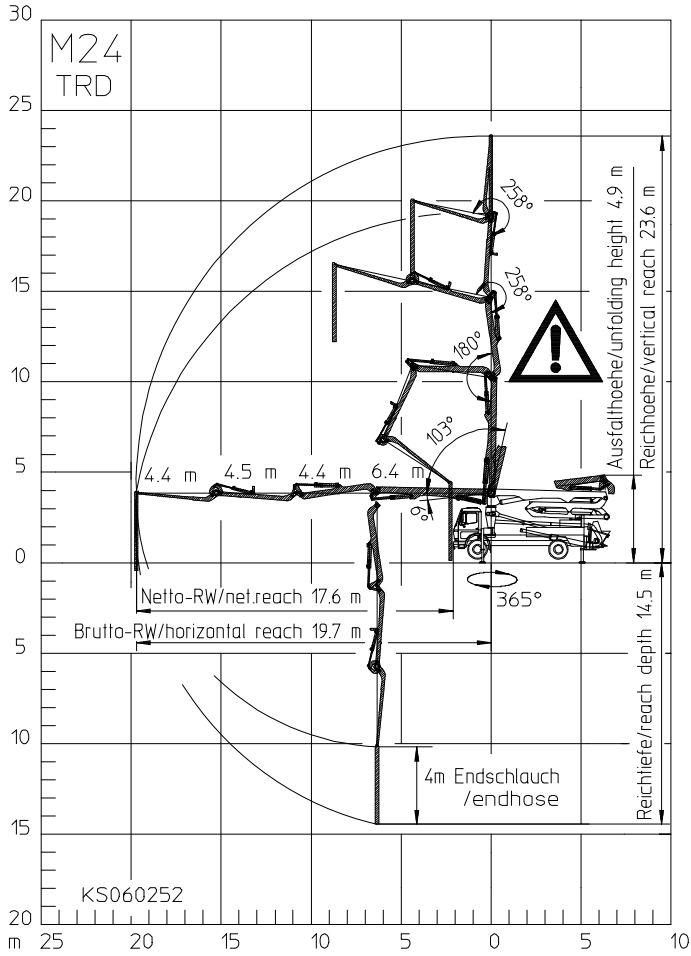
## Technical data

Boom M 24-4		
Sections		4
Reach height	m	23.6
Horizontal reach	gross	m 19.7
	net	m 17.6
Reach depth max.	m	14.5
Unfolding height	m	4.9
End hose length	m	4
Folding system		ZR
Delivery line		DN 125

Pump		BSF	.09 H	.11 H	.11 H LS	.16 H
Rod side	Output	m <sup>3</sup> /h	-	-	-	160
	Delivery pressure	bar	-	-	-	85
	Strokes	1/min.	-	-	-	31
Piston side	Output	m <sup>3</sup> /h	90	110	110	108
	Delivery pressure	bar	78	78	85	130
	Strokes	1/min.	26	32	27	21
	Delivery cylinder	Ø mm	230	230	250	230
	Stroke	mm	1400	1400	1400	2100

\*) Delivery line boom max. 85 bar.  
All data maximum theoretical.

# Reach information diagram, Support



\* depends on chassis  
Dimensions can differ depending on configuration.



Range in which you must not work with the end hose.

## Serial delivery scope

Agitator and water pump radio remote/on site controlled	Flushing water pump 160 l/min 25 bar	Support plates (4 x) in magazine (2 x) open
Cardan shaft maintenance free	Hinged elbow with cleaning port	Tool set incl. standard equipment
Central lubrication strip hopper	Hydraulic hose for replacement in hose pack	Towing eye
Chassis horn via remote control on hopper	Operating manuals 2 x (1 x paper, 1 x CD-ROM) spare part list	Wash-out port lid with slide pin
Concrete hopper RS 907 with agitator	Platform non-skid	Water supply, hopper (1/2")
Connections for hydraulic emergency supply	Pump on/off dependent on speed	Water tank 880 / 610 l, depends on core pump
C-pipe connection for filling water tank	Radio remote control proportional with display	Working light for illumination of hopper, detachable
Delivery cylinder chrome-plated	Rear and brake light 24 V	
Delivery line (1-layer) PM40, arm assembly	Remote control without display with 25 m cable	
Delivery piston 'compact' (09 H, 11 H, 16 H), 'single' (11 H LS)	Rubber collar on concrete hopper	
Diagnose interface	Side panel left foldable	
End hose 4,0 m DN 125 5,5"	Side panel right foldable	
Ergonic Graphic Display (EGD) with machine fault management	Spectacle wear plate DURO 22	
Ergonic Pump System (EPS) incl. Ergonic Output Control (EOC)	Splash guard fixed	
	Spray hose 10 m incl. bracket	
	S-transfer tube switchover fast/slow	

See quotation for exact serial delivery scope.  
Comprehensive range of options available on request.