

Putzmeister

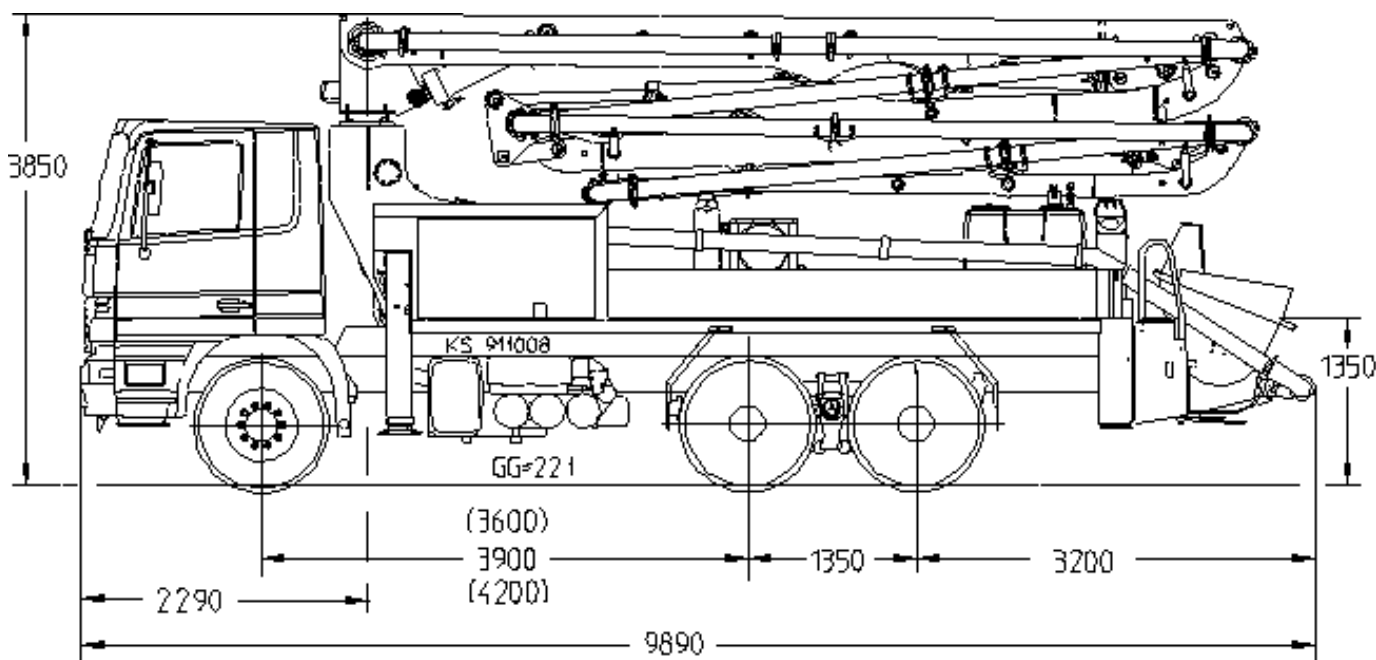
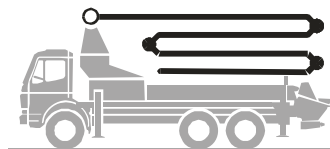
Truck-mounted concrete pump BSF 28-4.11 H

Output up to 160 m³/h
 Delivery pressure up to 130 bar*

.11 H LS

.14 H

.16 H



Note: Standard version. Dimensions and weights depend on truck pump model and equipment.
 Dimensions in mm, MB-Actros 2632 as example
 3-axle truck with wheel base 3600 mm only possible if pumps .11 H or .11 H LS are used.
 3-axle truck with wheel base 4200 mm if pump .16 H is used.
 For illustration only.

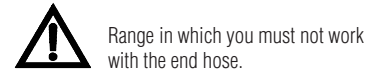
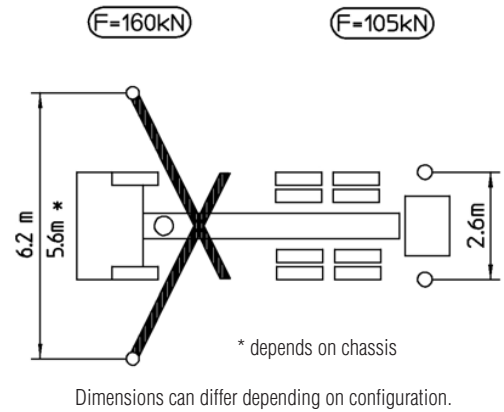
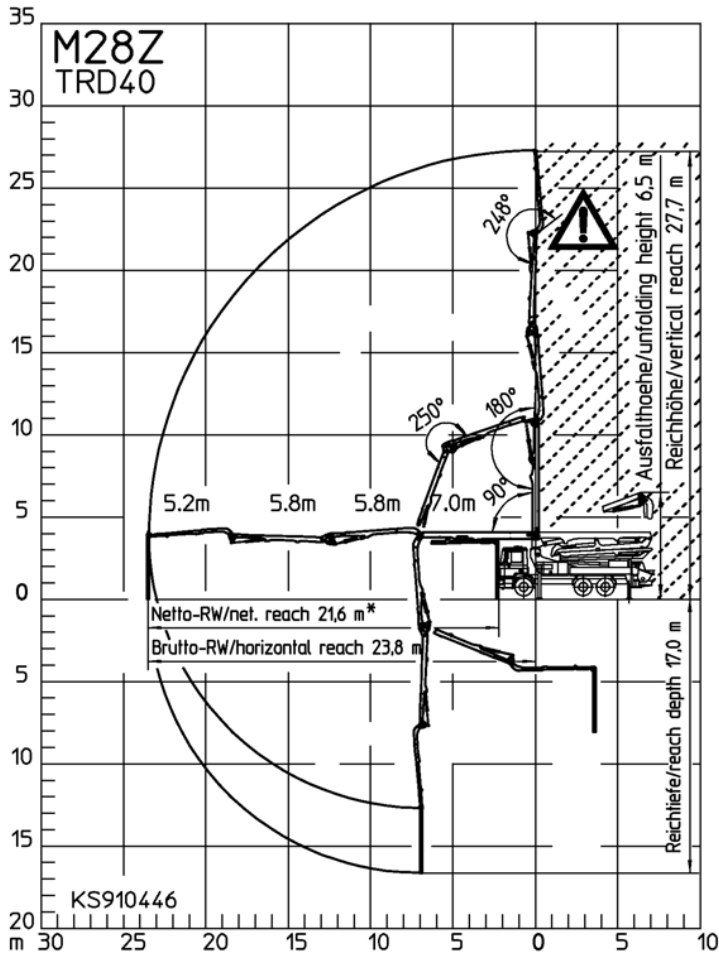
Technical data

Boom M 28-4		
Sections		4
Reach height	m	27.7
Horizontal reach	gross	m 23.8
	net	m 21.6
Reach depth max.	m	17.0
Unfolding height	m	6.5
End hose length	m	4
Folding system		Z
Delivery line		DN 125

Pump		BSF	.11 H	.11 H LS	.14 H	.16 H
Rod side	Output	m ³ /h	-	-	140	160
	Delivery pressure	bar	-	-	70	85
	Strokes	1/min.	-	-	27	31
Piston side	Output	m ³ /h	110	110	88	108
	Delivery pressure	bar	78	85	112	130
	Strokes	1/min.	32	27	17	21
	Delivery cylinder	Ø mm	230	250	230	230
	Stroke	mm	1400	1400	2100	2100

*) Delivery line boom max. 85 bar.
 All data maximum theoretical.

Reach information diagram, Support



Serial delivery scope

Agitator and water pump radio remote/on site controlled	Ergonic Pump System (EPS) incl. Ergonic Output Control (EOC)	Splash guard fixed
Cardan shaft maintenance free	Flushing water pump 160 l/min 25 bar	Spray hose 10 m incl. bracket
Central lubrication strip hopper	Hinged elbow with cleaning port	S-transfer tube switchover fast/slow
Chassis horn via remote control on hopper	Hydraulic hose for replacement in hose pack	Support plates (4 x) in magazine (2 x) open
Concrete hopper RS 907 with agitator	Operating manuals 2 x (1 x paper, 1 x CD-ROM) spare part list	Tool set incl. standard equipment
Connections for hydraulic emergency supply	Platform non-skid	Towing eye
C-pipe connection for filling water tank	Pump on/off dependent on speed	Wash-out port lid with slide pin
Delivery cylinder chrome-plated	Radio remote control proportional with display	Water supply, hopper (1/2")
Delivery line (1-layer) PM40, arm assembly	Rear and brake light 24 V	Water tank 880 / 610 l, depends on core pump
Delivery piston 'compact' (11 H, 14 H, 16 H), 'single' (11 H LS)	Remote control without display with 25 m cable	Working light for illumination of hopper, detachable
Diagnose interface	Rubber collar on concrete hopper	
End hose 4,0 m DN 125 5,5"	Side panel left foldable	
Ergonic Graphic Display (EGD) with machine fault management	Side panel right foldable	
	Spectacle wear plate DURO 22	

See quotation for exact serial delivery scope.
Comprehensive range of options available on request.